

St. Agnes Parish 2019 Year-End Statement & 2020 Operating Budget

Description	2019 Contributions & Expenditures	2020 Operating Budget
CONTRIBUTIONS		
Offertory Collections	\$505,700	\$519,000
Monthly Mortgage Assistance (White Envelopes)	\$94,900	\$100,900
Interest/Dividends Earned	\$300	\$200
Fundraisers	\$29,700	\$26,900
Other Contributions ⁽¹⁾	\$19,700	\$14,900
TOTAL CONTRIBUTIONS ⁽²⁾	\$650,300	\$661,900
EXPENDITURES		
Staff Support	\$171,500	\$181,200
Facilities, Utilities & Office Expenses	\$134,600	\$134,900
Insurance & Assessments	\$56,500	\$67,100
Tithing & Social Concerns	\$23,400	\$31,400
Ministries & Liturgical Expenses	\$16,900	\$17,300
Diocesan Sponsored Collections	\$16,000	\$12,800
Other Expenses	\$8,800	\$6,800
Mortgage - Interest	\$95,800	\$92,600
Mortgage - Principal	\$127,500	\$127,100
TOTAL EXPENDITURES	\$651,000	\$671,200
Net Contributions	(\$700)	(\$9,300)
St. Agnes Reserve Account (end-of-year)	\$111,899	\$115,816

(1) Other Contributions: Memorials, Stipends, Tuition, Rent, Votive Candles

(2) Total Contributions do not include contributions that are restricted for a specific purpose (e.g. Capital Campaign) and are not considered a part of the operating budget.

Capital Campaign Status

(as of January 31, 2020)

# of Pledges	233	Capital Campaign as of 1/31/20	
Campaign Target	\$1,200,000	Debt Reduction*	\$624,389
Original Pledges	\$1,079,906	Social Hall / Gathering Space	<u>\$416,260</u>
Current Pledges	\$1,047,647	Total Capital Campaign Contributions	\$1,040,649
Amount Contributed	\$1,040,649	Social Hall / Gathering Space	
% of Pledges Paid	99.3%	Capital Campaign	\$416,260
		Talago Contribution	<u>\$275,848</u>
		Total Gathering Space	\$692,108

*\$450,000 was applied to the mortgage principal in 2017, and \$166,316.57 was applied in January, 2019 for a total of \$616,316.57 in addition to the regular mortgage payments.

Columbarium Status - Phase 1

(as of December 31, 2019)

Income

Bequests & Donations	\$ 140,785.00
Interest Income	\$ 14,102.61
Niche Payments Received	\$ 310,700.00
Niche Payments to be Paid	\$ 4,750.00
Memorial Wall Payments Received	\$ 13,500.00

Total Income **\$ 483,837.61**

Expenses

Previously Paid	\$ 437,106.43
Endowment for Additional Niches	\$ 10,800.00
Donation Reserved for Indigent	\$ 10,000.00
Niche Engraving	\$ 24,000.00 est.
Remaining Landscaping	\$ 2,039.87 est.

Total Expenses **\$ 483,946.30**

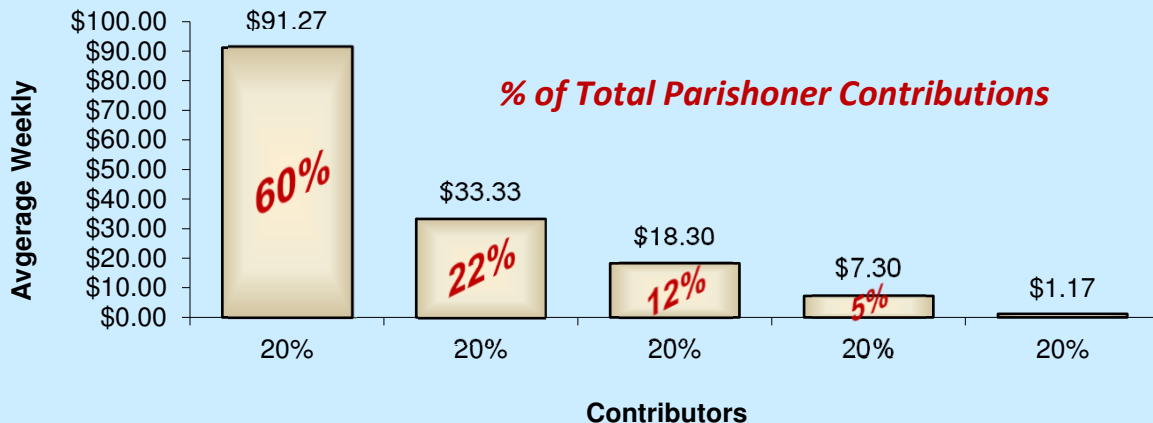
Surplus/(Deficit) **\$ (108.69)**

Costs To Be Determined
(not included in Expenses)

Panel Artwork
Sculpture

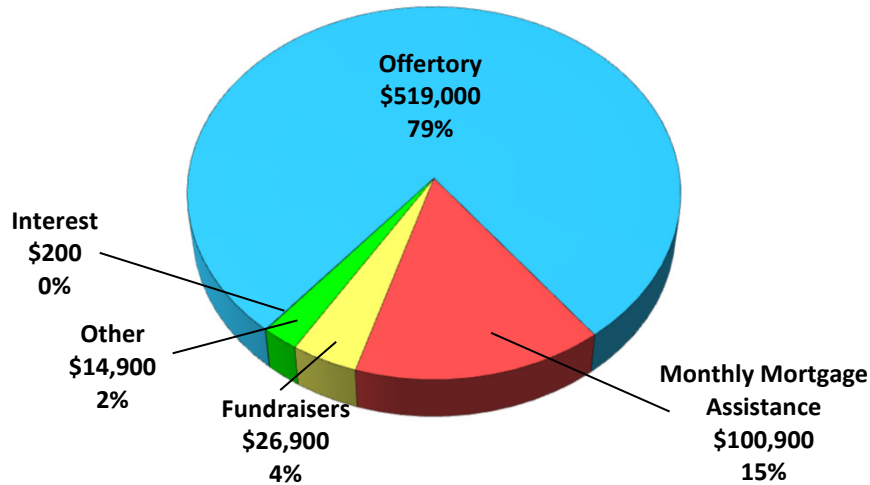
2019 Average Weekly Contributions

(based on 340 identified registered contributors)

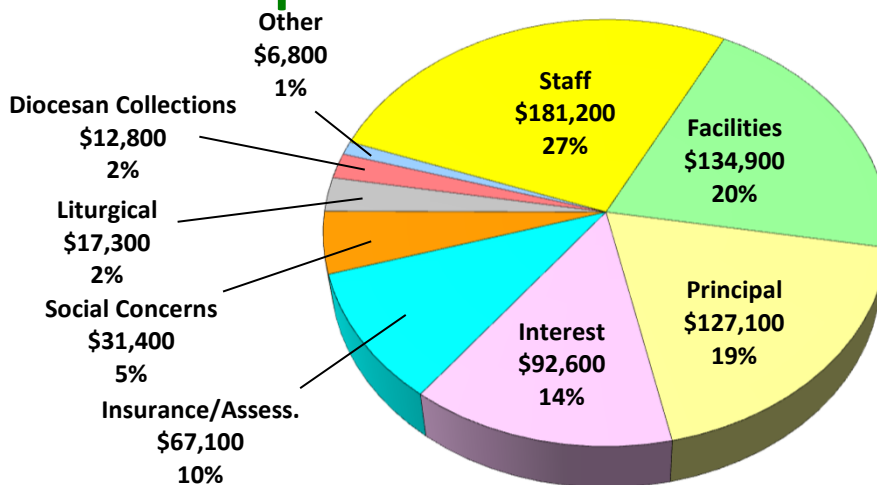


WHAT DOES THIS MEAN? This means that 60% of our annual contributions for operating the parish, comes from the top 20% of givers in the parish, which is about 68 of our contributing parish households. We have about 523 registered households, of which 340 contributed something during 2019. Using your weekly envelopes, or giving electronically, helps us to accurately record and track donations. We also make envelopes available to children in the parish. We are all invited to invest in the parish and we all have time, talent and treasure to share!

Contributions - 2020 Budget



Expenditures - 2020 Budget



WHAT DOES THIS MEAN? Approximately 32% of our total expenses is expected to be needed for the mortgage payments. We continue to be very dependent on your generosity in supporting the Monthly Mortgage Assistance (white envelopes) to meet our monthly mortgage requirements.

WHAT CAN YOU DO IN 2020? Consider making your contributions electronically. This simplifies contributions for both St. Agnes and yourself. And it helps St. Agnes pay the bills during the summer months when expenses continue, but collections are down due to vacations, etc. If you need assistance, forms are available at the church, parish office, and on the St. Agnes website.